


# Transwell® Permeable Supports



CORNING

## Transwell® Permeable Supports

Transwell cell culture inserts are convenient, sterile, easy-to-use permeable support devices for the study of both anchorage-dependent and anchorage-independent cell lines.

- ▶ Designed to produce a cell culture environment that closely resembles the *in vivo* state
- ▶ Allows polarized cells to feed basolaterally and thereby carry out metabolic activities in a more natural fashion
- ▶ Unique patented self-centered hanging design prevents medium wicking between the insert and outer well
- ▶ Permits access to the lower compartment through windows in the insert wall
- ▶ Suspended design allows for undamaged co-culturing of cells in the lower compartment
- ▶ Available in a range of pore sizes and different membranes to satisfy diverse experimental requirements

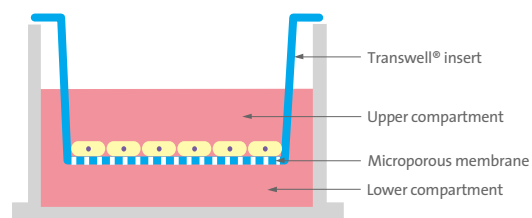


## Characteristics of Transwell Membranes

Characteristics	Polyester (PET)	Polycarbonate	PTFE/Collagen
Optical properties	Clear	Translucent	Clear when wet
Cell visibility	Good	Poor	Cell outlines
Tissue culture treated	Yes	Yes	No
Membrane thickness	10 µm	10 µm	50 µm
Matrix/ECM coatable	Yes	Yes	Yes
Collagen treated	No	No	Yes
Available Pore Sizes (µm)	0.4, 1.0, 3.0, 8.0	0.4, 3.0, 5.0, 8.0	0.4, 3.0

## Chemical Compatibility

All of the Transwell membranes are compatible with histological fixatives including methanol and formaldehyde. The polyester Transwell membranes have the best overall chemical resistance. These membranes (but not the polystyrene housings) are compatible with many alcohols, amines, esters, ethers, ketones, oils and some solvents, including many halogenated hydrocarbons and DMSO but are not recommended for use with strong acids and bases.



## Pore Density

Of the three types of Transwell membranes, only the collagen coated PTFE does not have a defined pore density because it is a tortuous path membrane. The two membranes with a nominally defined pore density are polycarbonate and polyester. The polyester Transwell membranes do not have as high a pore density as the polycarbonate Transwell but have better optical clarity as a result. The nominal pore densities for Corning® Polycarbonate and Polyester (PET) membranes are given in the following table.

## Nominal Pore Densities for Transwell Polyester and Polycarbonate Membranes

Pore Size	Nominal Pore Density	
	Polycarbonate Membrane Transwell (pores/cm <sup>2</sup> )	Transwell-Clear Polyester Membrane (pores/cm <sup>2</sup> )
0.4 µm	1 x 10 <sup>8</sup>	4 x 10 <sup>6</sup>
1.0 µm	n/a	1.6 x 10 <sup>6</sup>
3.0 µm	2 x 10 <sup>6</sup>	2 x 10 <sup>6</sup>
5.0 µm	4 x 10 <sup>5</sup>	n/a
8.0 µm	1 x 10 <sup>5</sup>	1 x 10 <sup>5</sup>


## Growth Areas and Recommended Medium Volumes for Transwell Permeable Supports

Transwell Insert Diameter (mm)	Insert Membrane Growth Area (cm <sup>2</sup> )	Multiple Well Plate or Dish Type	Volume Added per Plate Well (mL)	Volume Added to Inside of Transwell Insert (mL)
4.26	0.143	HTS 96	0.235	0.075
6.5	0.33	24 well	0.6	0.1
12	1.12	12 well	1.5	0.5
24	4.67	6 well	2.6	1.5
75	44	100 mm dish	13	9


# Transwell® Permeable Supports



HTS Transwell-96 System



HTS Transwell-96 Reservoir Plate



HTS Transwell-96 Receiver Plate

## Corning® HTS Transwell-96 Well Permeable Support Systems and Plates

- ▶ The HTS Transwell-96 Well Permeable Support has an array of 96 wells with membrane inserts connected by a rigid, robotics-friendly tray that enables all 96 inserts to be handled as a single unit
- ▶ Cell growth area is 0.143 cm<sup>2</sup>/well
- ▶ Choice of either polyester (PET) membrane (1.0 μm, 8.0 μm pore sizes) or polycarbonate (PC) membrane (0.4 μm, 3.0 μm, 5.0 μm pore sizes)
- ▶ Large apical and basolateral access ports allow efficient media sampling and facilitate automated or manual access
- ▶ Optimized for automation, improved gripping surface, and standard bar codes
- ▶ The untreated reservoir plate allows for simultaneous feeding of 96 wells and comes with a removable media stabilizer to reduce the risk of spills during handling
- ▶ The tissue culture-treated receiver plate isolates each well to enable 96 individual assays
- ▶ The HTS Transwell-96 Systems (0.4 μm PC and 1.0 μm PET) are packaged with the 96 well insert plate in a reservoir plate and includes the 96 well receiver plate with lid.
- ▶ The HTS Transwell-96 Well Plates (3.0 and 5.0 μm PC, 8.0 μm PET) are packaged with the 96 well insert plate in the 96 well receiver plate with lid. Reservoir plates may be purchased separately.

### HTS Transwell-96 Well Permeable Supports Ordering Information

Cat. No.	Description	Membrane Pore Size (μm)	Membrane	Qty/ Pk	Qty/ Cs
3381	HTS Transwell-96 System, reservoir and receiver plates with 2 lids	0.4	PC	1	1
3391	HTS Transwell-96 System, reservoir and receiver plates with 2 lids	0.4	PC	1	5
3380	HTS Transwell-96 System, reservoir and receiver plates with 2 lids	1.0	PET	1	1
3392	HTS Transwell-96 System, reservoir and receiver plates with 2 lids	1.0	PET	1	5
3385	HTS-Transwell-96 Well Plate, receiver plate and lid, individual	3.0	PC	1	2
3386	HTS-Transwell-96 Well Plate, receiver plate and lid, bulk	3.0	PC	4	8
3387	HTS-Transwell-96 Well Plate, receiver plate and lid, bulk	5.0	PC	4	8
3388	HTS-Transwell-96 Well Plate, receiver plate and lid, individual	5.0	PC	1	2
3374	HTS-Transwell-96 Well Plate, receiver plate and lid, individual	8.0	PET	1	2
3384	HTS-Transwell-96 Well Plate, receiver plate and lid, bulk	8.0	PET	4	8
3382	HTS Transwell-96 receiver plate with lid	n/a	n/a	10	10
3383	HTS Transwell-96 reservoir plate media stabilizer and lid	n/a	n/a	10	10
3583	HTS Transwell-96 black receiver plate with lid	n/a	n/a	10	10

# Transwell® Permeable Supports



HTS Transwell-24 Well Permeable Support

## Corning HTS Transwell-24 Well Permeable Supports

- ▶ The HTS Transwell-24 Well Permeable Support has an array of 24 wells with membrane inserts connected by a rigid, robotics-friendly tray that enables all 24 Transwell inserts to be handled as a single unit
- ▶ Cell growth area is 0.33 cm<sup>2</sup>/well
- ▶ Choice of either polyester (PET) membrane (0.4 μm pore size) or polycarbonate (PC) membrane (0.4 μm, 3.0 μm pore sizes)
- ▶ Treated for optimal cell attachment
- ▶ Individual pack has 2 HTS Transwell-24 units loaded into 24 well plates and two open reservoirs
- ▶ Bulk pack has 12 HTS Transwell-24 units loaded into 24 well plates only. Reservoirs may be purchased separately

### HTS Transwell-24 Well Permeable Supports Ordering Information

Cat. No.	Description	Membrane Pore Size (μm)	Membrane	Qty/Pk	Plates/Cs
3396	HTS Transwell-24, individual	0.4	PC	1	2
3397	HTS Transwell-24, bulk	0.4	PC	12	12
3398	HTS Transwell-24, individual	3.0	PC	1	2
3399	HTS Transwell-24, bulk	3.0	PC	12	12
3395	HTS Transwell nontreated reservoir	n/a	n/a	12	48
3378	HTS Transwell-24, bulk	0.4	PET	12	12
3379	HTS Transwell-24, individual	0.4	PET	1	2

## Transwell Polycarbonate Membrane Insert

- ▶ 10 μm thick translucent membrane
- ▶ Pore sizes ranging from 0.4 μm to 12 μm diameters
- ▶ Tissue culture treated for optimal cell attachment
- ▶ Membrane must be stained for cell visibility

### Transwell Polycarbonate Membrane Permeable Support Ordering Information

Cat. No.	Membrane Diameter (mm)	Growth Surface Area (cm <sup>2</sup> )	Membrane Pore Size (μm)	Multiple Well Plate	Inner Packaging*	Inserts/Cs
3413	6.5	0.33	0.4	24 well	12/plate*	48
3415	6.5	0.33	3.0	24 well	12/plate*	48
3421	6.5	0.33	5.0	24 well	12/plate*	48
3422	6.5	0.33	8.0	24 well	12/plate*	48
3401	12	1.12	0.4	12 well	12/plate	48
3402	12	1.12	3.0	12 well	12/plate	48
3412	24	4.67	0.4	6 well	6/plate	24
3414	24	4.67	3.0	6 well	6/plate	24
3428	24	4.67	8.0	6 well	6/plate	24
3419	75	44	0.4	–	1/dish	12
3420	75	44	3.0	–	1/dish	12

\*6.5 mm membrane diameter are packaged 12 inserts in a 24 well plate, 4 plates per case.



3401 12 mm Polycarbonate Transwell Insert



3419 75mm Polycarbonate Transwell Insert

# Transwell® Permeable Supports



**3450** 24 mm Transwell-Clear Insert

## Transwell-Clear Polyester Membrane Insert

- ▶ 10 µm thick transparent membrane
- ▶ Tissue culture treated for optimal cell attachment
- ▶ Excellent cell visibility with phase contrast microscopy

### Transwell-Clear Insert Ordering Information

Cat. No.	Membrane Diameter (mm)	Growth Surface Area (cm <sup>2</sup> )	Pore Size (µm)	Multiple Well Plate	Inner Packaging*	Inserts/Cs
3450	24	4.67	0.4	6 well	6/plate	24
3452	24	4.67	3.0	6 well	6/plate	24
3460	12	1.12	0.4	12 well	12/plate	48
3462	12	1.12	3.0	12 well	12/plate	48
3470	6.5	0.33	0.4	24 well	12/plate*	48
3472	6.5	0.33	3.0	24 well	12/plate*	48

\*6.5 mm membrane diameter are packaged 12 inserts in a 24 well plate, 4 plates per case.



**3491** 24 mm Transwell-COL Collagen-Coated Insert

## Transwell-COL Collagen-Coated Membrane Insert

- ▶ Transparent PTFE membrane coated with type I and III collagen
- ▶ Promotes cell attachment and spreading
- ▶ Inserts are individually packaged

### Transwell-COL Insert Ordering Information

Cat. No.	Membrane Diameter (mm)	Growth Surface Area (cm <sup>2</sup> )	Membrane Pore Size (µm)	Multiple Well Plate	Inserts/Cs
3491	24	4.67	0.4	6 well	24
3492	24	4.67	3.0	6 well	24
3493	12	1.12	0.4	12 well	24
3494	12	1.12	3.0	12 well	24
3495*	6.5	0.33	0.4	24 well	24
3496*	6.5	0.33	3.0	24 well	24

\*Includes twenty-four 6.5 mm inserts packaged separately with two 24 well plates.

## Snapwell™ Inserts

- ▶ A modified Transwell permeable support containing a 12 mm diameter membrane supported by a detachable ring
- ▶ Once cells are grown to confluence on the Snapwell insert, the ring can be placed in a vertical or horizontal diffusion chamber\*
- ▶ Packaged in 6 well plates

### Snapwell Insert Ordering Information

Cat. No.	Membrane Pore Size (µm)	Membrane	Inner Packaging	Inserts/Cs
3407	0.4	Polycarbonate	6/plate	24
3802	3.0	Polycarbonate	6/plate	24
3801	0.4	Clear Polyester	6/plate	24

\*Diffusion Chambers are available through Harvard Apparatus ([www.harvardapparatus.com](http://www.harvardapparatus.com))



**3407** 12 mm Snapwell Inserts

# Transwell® Permeable Supports



Netwell Inserts

## Netwell™ Inserts and Accessories

- ▶ Costar® Netwell inserts have polyester mesh bottoms attached to polystyrene inserts
- ▶ They are used as tissue carriers, supports and strainers for culture of small organs, tissue slices or explants at the air-media interface
- ▶ Handy carrier for immunocytochemical staining of tissue slices (see accessories below)
- ▶ Provides coarse filtration of tissue homogenates, cell suspensions and microcarriers
- ▶ Available in two mesh sizes and diameters
- ▶ Preloaded in 6- or 12-well microplates
- ▶ 24 mm Netwell inserts fit in Corning 50 mL plastic centrifuge tubes

### Netwell Inserts Ordering Information

Cat. No.	Diameter (mm)	Polyester Membrane Mesh Size (µm)	Color	Inner Packaging	Qty/Cs
3477	15	74	n/a	12/plate	48
3478	15	500	n/a	12/plate	48
3479	24	74	n/a	6/plate	48
3480	24	500	n/a	6/plate	48

## Netwell Accessories

- ▶ Specially designed Netwell carriers and handles allow simultaneous processing of up to 12 samples per carrier
- ▶ Polystyrene reagent trays are available in white for colorimetric reaction contrast, or black for better visibility of tissue sections
- ▶ Each carrier kit contains eight carriers and eight handles

### Netwell Accessories Ordering Information

Cat. No.	Description	Qty/Cs
3517	Netwell Reagent Tray, black	200
3519	Netwell Reagent Tray, white	200
3520	Netwell Carrier Kit, 15 mm	8
3521	Netwell Carrier Kit, 24 mm	8



Netwell Accessories

## Contact Corning

For one-stop shopping from an innovation-driven global company, contact Corning Incorporated Life Sciences. Our worldwide sales and distribution network delivers fast, individualized service – anywhere around the globe.

For additional product information, please visit [www.corning.com/lifesciences](http://www.corning.com/lifesciences), or call 1.800.492.1110. Customers outside the United States, please call 1.978.442.2200 or contact your local support office (listed below).

# CORNING

## Corning Incorporated Life Sciences

Tower 2, 4th Floor  
900 Chelmsford St.  
Lowell, MA 01851  
t 800.492.1110  
t 978.442.2200  
f 978.442.2476

[www.corning.com/lifesciences](http://www.corning.com/lifesciences)

## Worldwide Support Offices

### ASIA/PACIFIC

**Australia**  
t 61 2-9416-0492  
f 61 2-9416-0493

**China**  
t 86 21-3222-4666  
f 86 21-6288-1575

**Hong Kong**  
t 852-2807-2723  
f 852-2807-2152

**India**  
t 91-124-235 7850  
f 91-124-401 0207

**Japan**  
t 81 (0) 3-3586  
1996/1997  
f 81 (0) 3-3586  
1291/1292

**Korea**  
t 82 2-796-9500  
f 82 2-796-9300

**Singapore**  
t 65 6733-6511  
f 65 6861-2913

**Taiwan**  
t 886 2-2716-0338  
f 886 2-2716-0339

### EUROPE

**France**  
t 0800 916 882  
f 0800 918 636

**Germany**  
t 0800 101 1153  
f 0800 101 2427

**The Netherlands**  
t 31 20 655 79 28  
f 31 20 659 76 73

**United Kingdom**  
t 0800 376 8660  
f 0800 279 1117

**All Other European  
Countries**  
t 31 (0) 20 659 60 51  
f 31 (0) 20 659 76 73

### LATIN AMERICA

**Brasil**  
t (55-11) 3089-7419  
f (55-11) 3167-0700

**Mexico**  
t (52-81) 8158-8400  
f (52-81) 8313-8589